Vortex – 30 April 2014 (part 2)

Setup Tabs

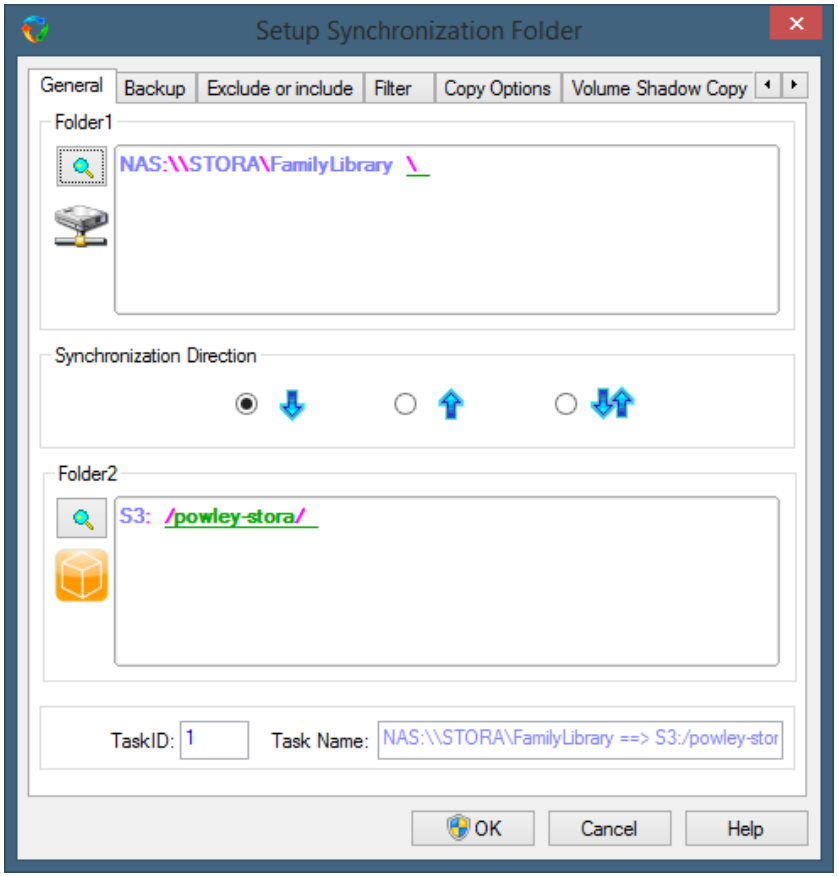

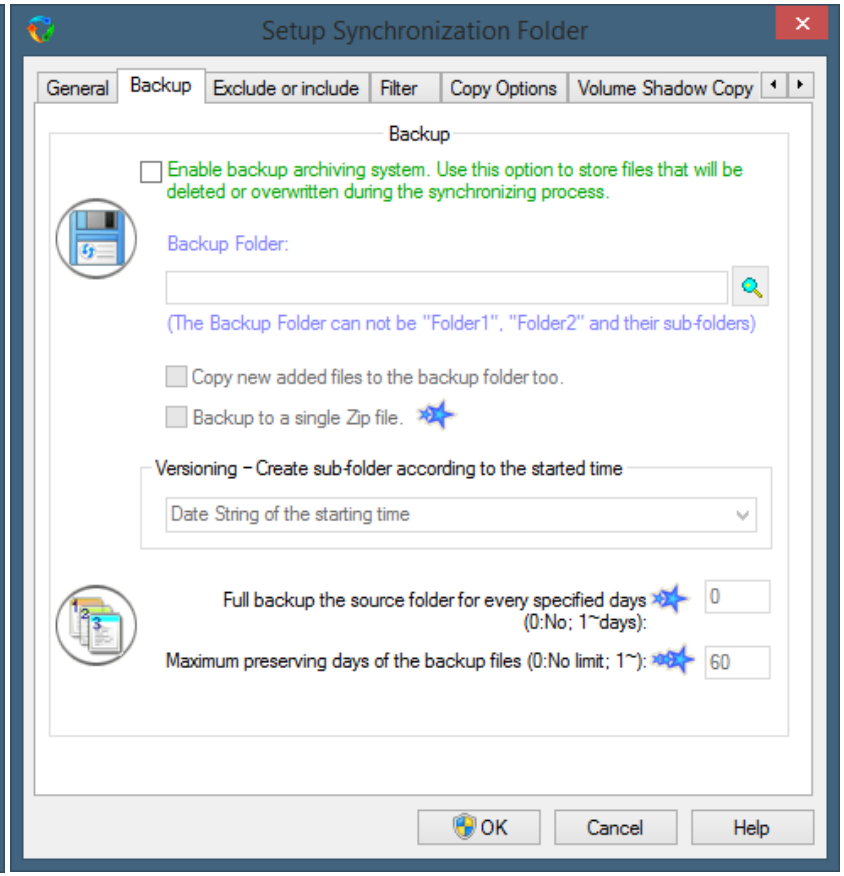

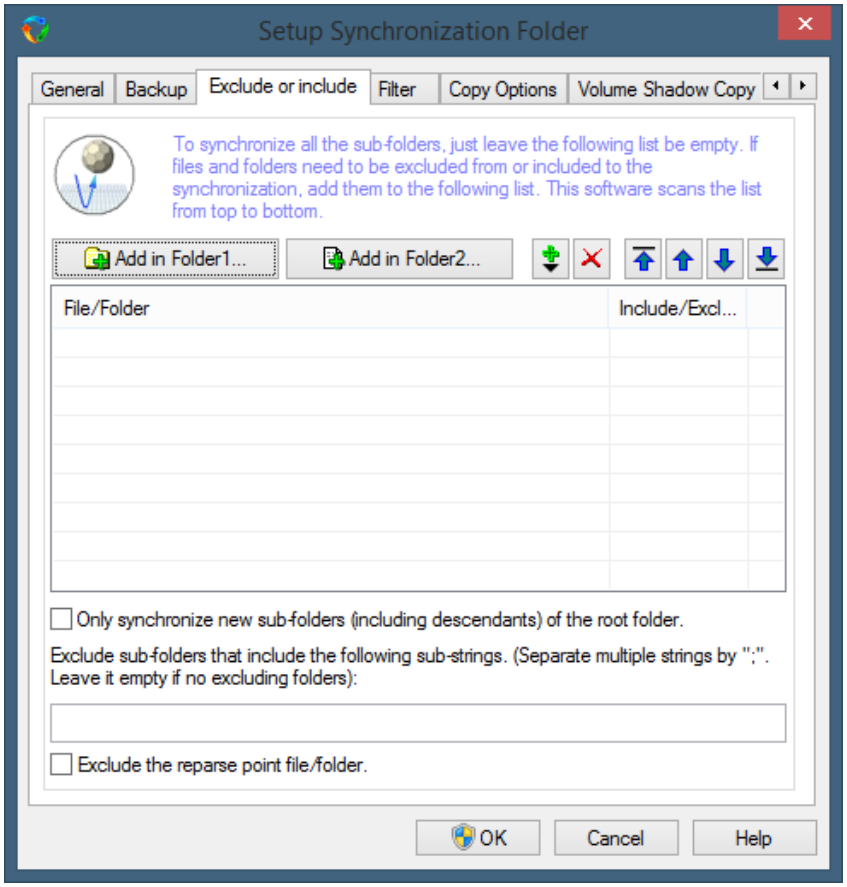
Setup Synchronization Folder
General
Backup
Exclude or include
Filter
Copy Options
Volume Shadow Copy
To synchronize all the sub-folders, just leave the following list be empty. If files and folders need to be excluded from or included to the synchronization, add them to the following list. This software scans the list from top to bottom.
Add in Folder1...
Add in Folder2...
File/Folder
Include/Excl...
Only synchronize new sub-folders (including descendants) of the root folder.
Exclude sub-folders that include the following sub-strings. (Separate multiple strings by ";". Leave it empty if no excluding folders):
Exclude the reparse point file/folder.
OK
Cancel
Help

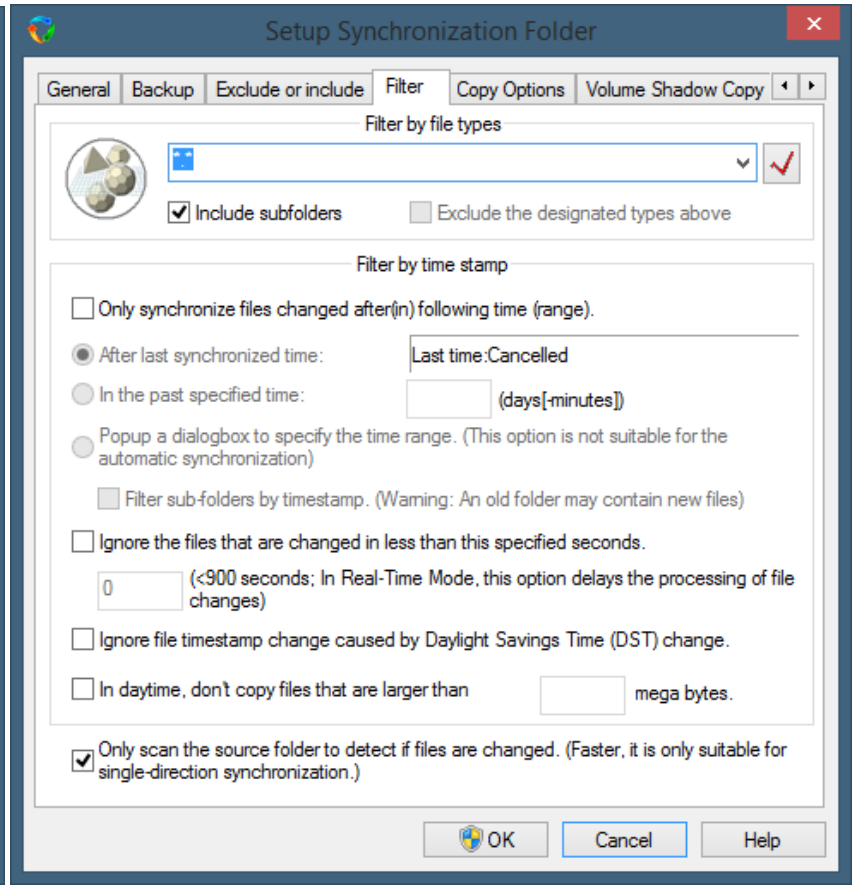
Setup Synchronization Folder
General
Backup
Exclude or include
Filter
Copy Options
Volume Shadow Copy
Filter by file types
Include subfolders
Exclude the designated types above
Filter by time stamp
Only synchronize files changed after(in) following time (range).
After last synchronized time:
Last time:Cancelled
In the past specified time:
(days[-minutes])
Popup a dialogbox to specify the time range. (This option is not suitable for the automatic synchronization)
Filter sub-folders by timestamp. (Warning: An old folder may contain new files)
Ignore the files that are changed in less than this specified seconds.
0
(<900 seconds; In Real-Time Mode, this option delays the processing of file changes)
Ignore file timestamp change caused by Daylight Savings Time (DST) change.
In daytime, don't copy files that are larger than
mega bytes.
Only scan the source folder to detect if files are changed. (Faster, it is only suitable for single-direction synchronization.)
OK
Cancel
Help

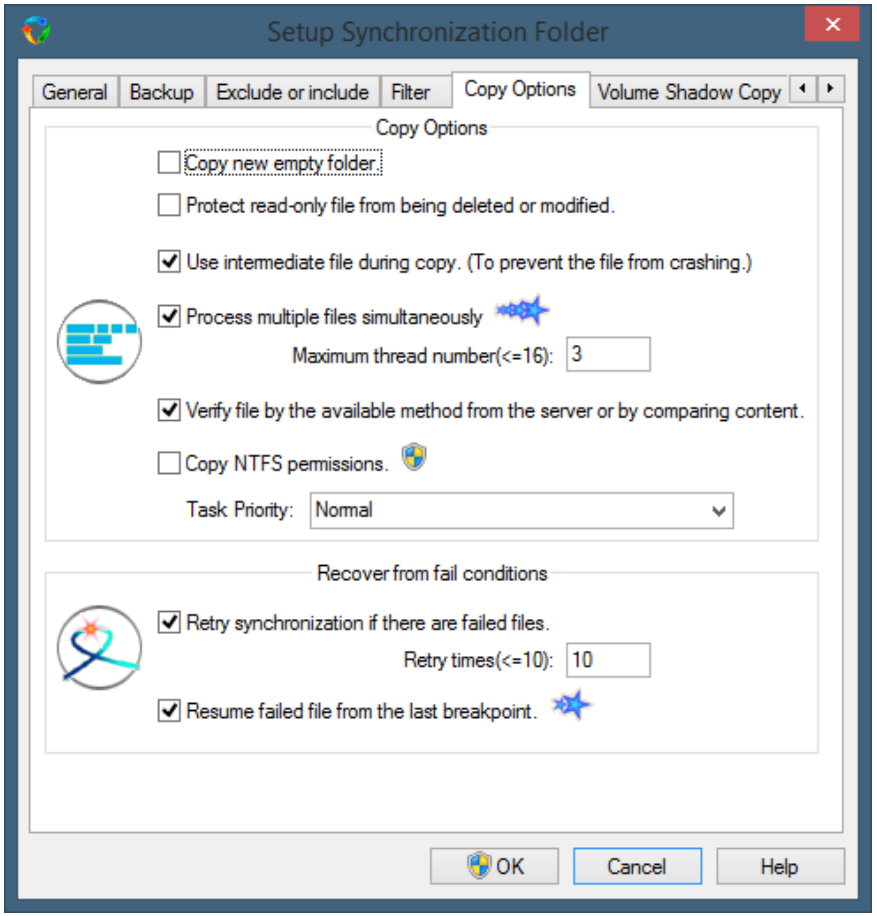
Setup Synchronization Folder
General
Backup
Exclude or include
Filter
Copy Options
Volume Shadow Copy
Copy Options
Copy new empty folder.
Protect read-only file from being deleted or modified.
Use intermediate file during copy. (To prevent the file from crashing.)
Process multiple files simultaneously
Maximum thread number(<=16):
3
Verify file by the available method from the server or by comparing content.
Copy NTFS permissions.
Task Priority:
Normal
Recover from fail conditions
Retry synchronization if there are failed files.
Retry times(<=10):
10
Resume failed file from the last breakpoint.
OK
Cancel
Help

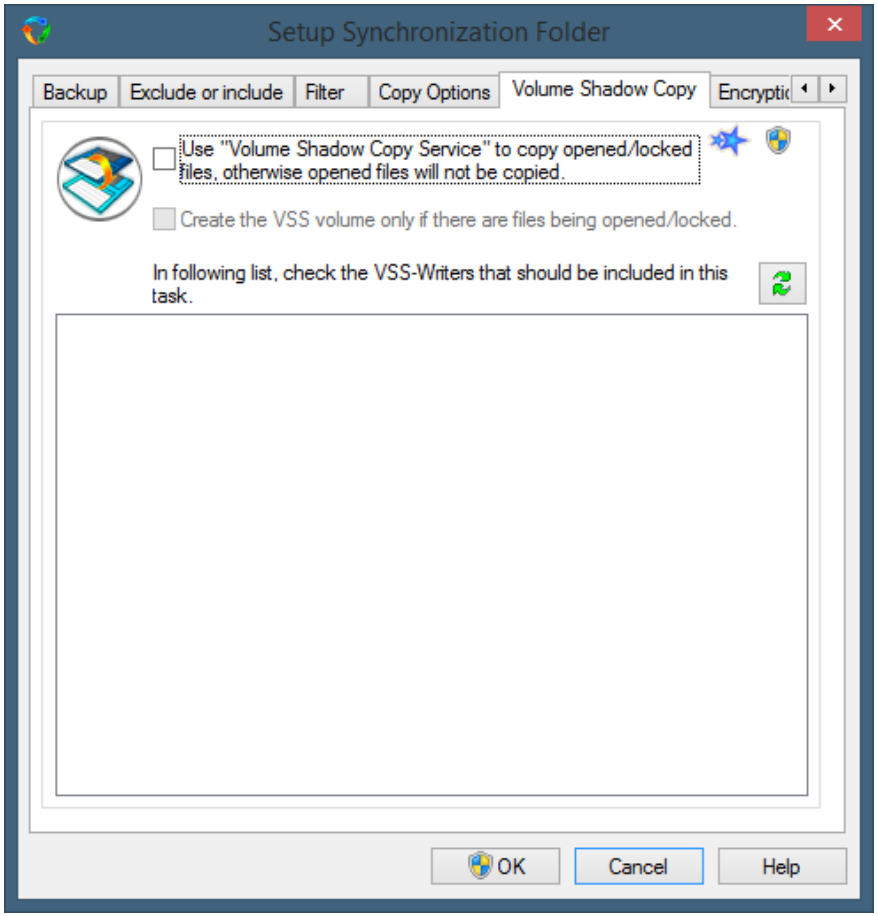
Setup Synchronization Folder
Backup
Exclude or include
Filter
Copy Options
Volume Shadow Copy
Encryptic
Use "Volume Shadow Copy Service" to copy opened/locked files, otherwise opened files will not be copied.
Create the VSS volume only if there are files being opened/locked.
In following list, check the VSS-Writers that should be included in this task.
OK
Cancel
Help